

















608-444-1493
www.capitalbeesupply.com




Beginning Beekeeping Equipment Needs

General Needs

-  Smoker
-  Veil
-  Helmet
-  Hive tool
-  *Bee jacket or suit
-  *Gloves
-  *Bee brush
-  *Boot bands

Per Colony Needs - Equipment

-  Telescoping cover
-  Feeder pail
-  Inner cover
-  Deep hive bodies (1-3)* or Medium Hive bodies (3-5) for brood
-  Frames and foundation (10 per hive body)
-  Screened Bottom board and entrance reducer

-  *Queen excluder
-  **Medium supers (1-5) – for honey production
-  **Medium frames and foundation (10 per medium super)

* - suggested but optional equipment

** - number needed depends on desired hive configuration and honey crop

Health Care Needs

-  Sugar for syrup (it takes 4 lb of sugar to make 1 gallon of 1:1 syrup)
-  Pollen substitute (1lb to 2 lb per colony during package buildup)